



### District Report Card: 2017


<b>State:</b> Rajasthan	<b>District:</b> Bikaner
<b>Class:</b> 8	<b>Subject:</b> Language
<b>Schools:</b> 51	<b>Students:</b> 1283


### Participation/Coverage


#### Students

<div>GENDER</div> <div></div>	Boys		Girls	
	Number	%	Number	%
	546	42.56	737	57.44

<div>AREA</div> <div></div>	Rural		Urban	
	Number	%	Number	%
	1126	87.76	157	12.24

<div>CATEGORY</div> <div></div>	SC		ST		OBC		GEN	
	Number	%	Number	%	Number	%	Number	%
	387	30.16	3	0.23	642	50.04	251	19.56

<div>CWSN</div> <div></div>	LD	VI	HI	S&LD	ID	Oth
	2	3	3	5	1	18

<div>Management</div> <div></div>	Government		Government-aided	
	Number	%	Number	%
	1283	100.00	0	0.00

### Average Performance of Students in Language (%)

Overall	Gender		Area		Management		Social Group			
	Male	Female	Rural	Urban	Govt.	Aided	SC	ST	OBC	GEN
61.93	61.33	62.38	60.69	70.87	61.93	0.00	58.98	46.67	64.47	60.19

### Performance on Learning Outcomes (LOs)

Learning Outcomes	Description	Average Performance(%)
L813	Read textual/non-textual materials with comprehension and identifies the details, characters, main idea and sequence of ideas and events while reading	61.93

Range of Performance of Students who Answered Correctly							
Below 30%		30% - 50%		50% - 75%		Above 75%	
Number	%	Number	%	Number	%	Number	%
158	12.31	241	18.78	446	34.76	438	34.14

### Lowest Performing Learning Outcomes (LOs)

1 - Read textual/non-textual materials with comprehension and identifies the details, characters, main idea and sequence of ideas and events while reading (61.93)